


am  
FX

Brent Donnelly

bdonnelly@spectramarkets.com  
(212) 398-6230



**Current Views**

**Short GCG2 @ 1816**

Stop loss 1891  
Take profit 1684

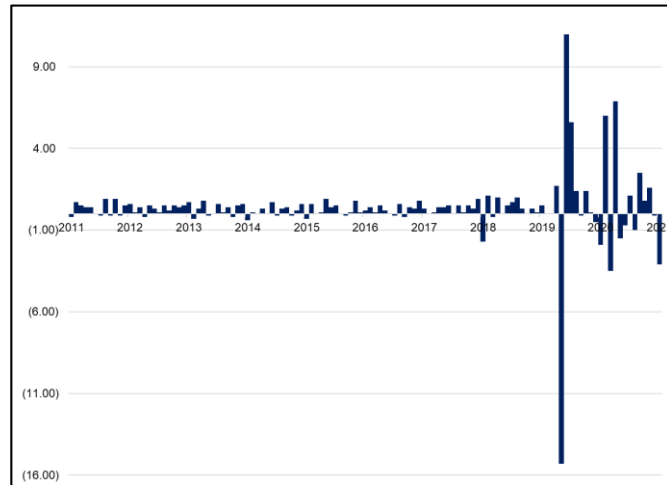
Long 03FEB CADJPY  
90.00 put

Spot ref: 90.80 /// Price 75 pips  
(stale for now, but you never know!)

**Something weird is going on**

For those of you that don't work with economic data much, here is a chart to give you a sense of how bonkers the last two years have been.

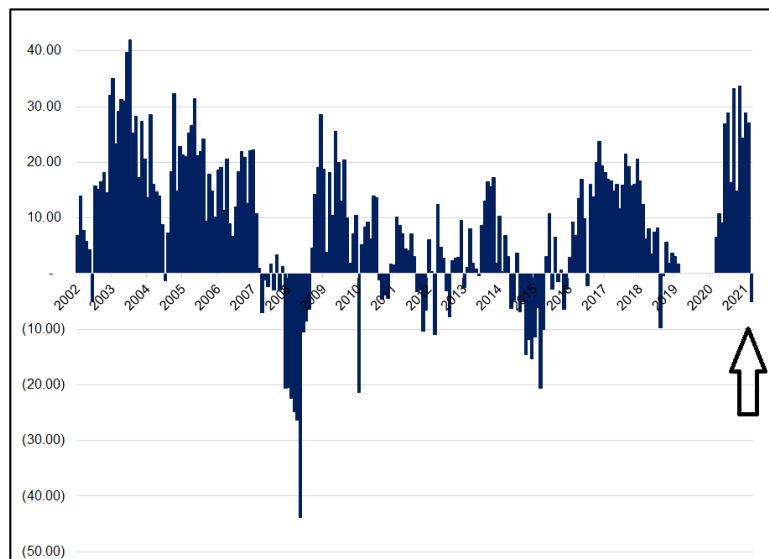
**US Retail Sales, Control Group, MoM change**



There are ways of fixing the problem, I just thought I would share this with you because it gives you a sense of the Hunga Tonga magnitude of the regime shift in the economy. We just experienced an abrupt change going from years of secular stagnation and the death of economic volatility straight into the craziest economic volatility of our lives. Much as we need to chop 2008 out of all the financial market time series data because of its volatility, we need to chop 2020 out of all the economic time series.

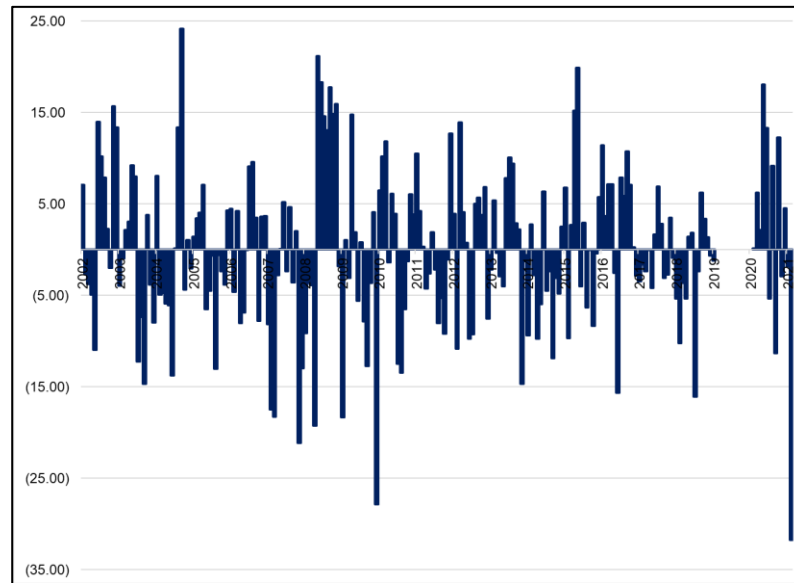
I was looking at this because after yesterday's huge miss in Retail Sales and then the Empire State Index, I am starting to wonder if there is something to worry about in the US. The most forward-looking component of the survey data tends to be the New Orders Index. Here is Empire State New Orders back to 2002:

**Empire State Index, New Orders**



The figure was -5.0 this month vs. +27.0 last month. That is a rapid drop. Here is the same data, but using the change in Empire State New Orders, instead of the number itself.

**Empire State Index, New Orders (current month change vs. 3-month prior average)**  
 2020 cut out of data to avoid y-axis explosion



The last time we saw this big of a drop in New Orders was when Portugal and Ireland were getting bailed out in the heat of the Eurozone crisis (November 2011). Are these huge drops in Empire and Retail Sales simply a product of elevated economic volatility? Or is something more nefarious going on?

I have trouble envisioning full on economic weakness in the USA with claims around 200k and the UR below 4.0%. My inclination is to believe that these are more noise than signal, especially with omicron raging. However, there were some compelling reasons to believe a cooldown from overheating conditions in the US economy were possible this year and a lot of smart people I talk to believe we cool significantly on the back of:

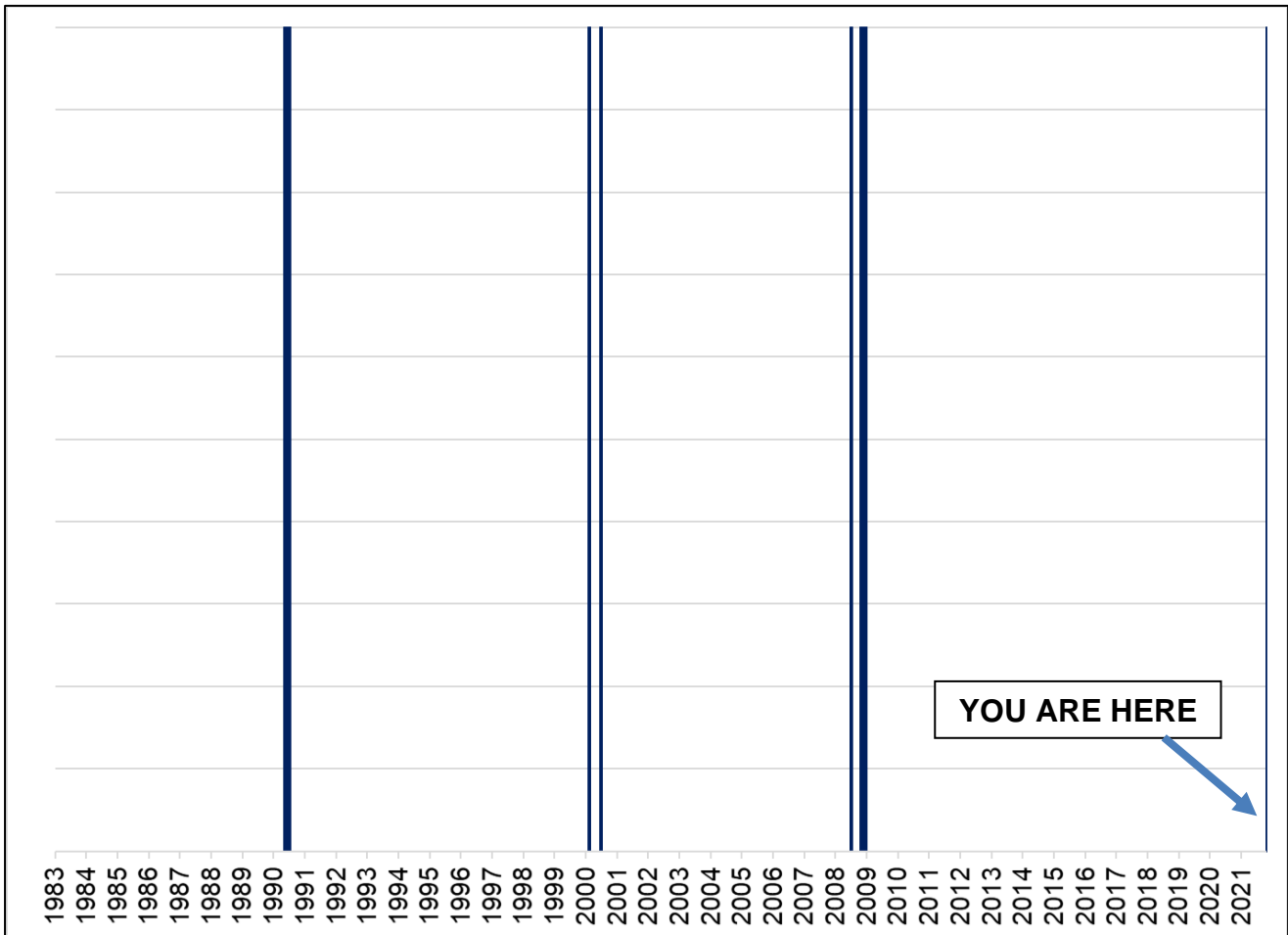
- Fiscal drag <https://www.newsnationnow.com/us-news/will-you-still-receive-a-child-tax-credit-payment/>
- Consumer retrenchment due to high inflation and dwindling savings
- Labor supply shortages
- Supply chain bottlenecks
- Giveback as everyone panic bought in October ahead of Christmas

It's way too early to panic but these two recent data points are hard to ignore as we begin the year. If you really wanted to be worried, you could add the small uptick in Initial Claims to your list of concerns. That series is noisy, though. Going forward, regional surveys and ISM will be of particular interest. We get Philly tomorrow and Chicago, Richmond and FOMC next week. Given Fed pricing, the impact of a further run of weak data could be epic.

**Speaking of reasons to be worried (!)**

Someone noted to me that the recent combination of moves in markets is rather odd. Stocks down, oil up, rates up is not a trifecta that hits very often. In fact, it barely ever hits. I looked at the data back to 1983 and filtered for the following: (Past 10 days: US yields up 10bps or more, Oil up 10% or more, SPX down 4% or more). 30 days qualify, out of about 10,000, and they are all clustered. Brace yourself, the chart is spooky.

**US yields up >10bps, Oil up >10%, AND ... SPX down 4% or more. In past 10 days**



There is no data mining or overfitting here. I just looked at the last ten days of moves, filtered for similar and got this. Most people probably know this, but in case you are young or new to finance... The last three recessions before COVID were 1990, 2001 and 2008. Interesting in the context of the recent mini-run of horrendous data and the end of the child tax credit.

If the data rolls over, my gold trade is dead. No call to action today other than: be vigilant on the economic data. Something weird is going on.

Feedback always welcome. Have a wordy day.

good luck ↑↓ be nimble



When something goes viral, my first instinct is to hate it.

But the problem is... There is a reason it went viral: it's compelling. At first, I wanted to hate Wordle because people posting their results on Twitter is the weakest flex of all time.

But.. There is nothing to hate about Wordle.  
Also, it's free, no ads, no monetization.

---

### This person makes paintings out of their Wordle results



<https://www.nytimes.com/2022/01/14/crosswords/everyone-wants-to-be-wordle.html>

## [Subscribe to AM/FX here](#)

### Markets and Trading Commentary Disclaimer

This material has been provided by Spectra Markets, LLC (“Spectra Markets”). This material is confidential and therefore intended for your sole use. You may not reproduce, distribute, or transmit this material or any portion thereof to anyone without prior written permission from Spectra Markets.

This material is solely for informational and discussion purposes only. Spectra Markets is not a registered investment advisor or commodity trading advisor. This material should not be viewed as a current or past recommendation or an offer to sell or the solicitation to enter into a particular position or adopt a particular investment strategy. Spectra Markets does not provide, and has not provided, any investment advice or personal recommendation to you in relation to any transaction described in this material. Accordingly, Spectra Markets is under no obligation to, and shall not, determine the suitability for you of any transaction described in this material.

To be clear: Your individual circumstances have not been assessed. You must determine, on your own behalf or through independent professional advice, the merits, terms, conditions, risks, and consequences of any transactions described in this material. Securities described in this material may not be eligible for sale in all jurisdictions or to certain categories of investors. This material may also contain information regarding derivatives and other complex financial products. Do not invest in such products unless you fully understand and are willing to assume the risks associated with such products. Neither Spectra Markets nor any of its directors, officers, employees, representatives, or agents, accept any liability whatsoever for any direct, indirect, or consequential losses (in contract, tort or otherwise) arising from the use of this material or reliance on information contained herein, to the fullest extent allowed by law.

The opinions expressed in this material represent the current, good faith views of the author at the time of publication. Any information contained in this material is not and should not be regarded as investment research or derivatives research as determined by the U.S. Securities and Exchange Commission (“SEC”), the U.S. Commodity Futures Trading Commission (“CFTC”), the Financial Industry Regulatory Authority (“FINRA”), the National Futures Association (“NFA”) or any other relevant regulatory body. The author is currently employed at a trading desk. The opinions may not be objective or independent of the interests of the author. Additionally, the author may have consulted with various trading desks while preparing this material and a trading desk may have accumulated positions in the financial instruments or related derivatives products that are the subject of this material.

Spectra Markets does not guarantee the accuracy, adequacy or completeness of the information presented in this material. Past performance and simulation data do not necessarily indicate future performance. Predictions, opinions, and other information contained in this material are subject to change continually and without notice of any kind and may no longer be true after the date indicated. Any forward-looking statements speak only as of the date they are made, and Spectra Markets assumes no duty to and does not undertake to update forward-looking statements. Forward-looking statements are subject to numerous assumptions, risks, and uncertainties, which change over time. Actual results could differ materially from those anticipated in forward-looking statements. The value of any investment may also fluctuate as a result of market changes.

Spectra Markets is affiliated with Spectra FX Solutions LLC, an introducing broker that is registered with the NFA; Spectra FX Solutions LLP, which is a registered entity with the U.K.’s Financial Conduct Authority; and SpectrAxe, LLC, a swap execution facility that is currently in the process of registering with the CFTC. The disclosures for Spectra FX Solutions LLC and Spectra FX Solutions LLP related to the separate businesses of Spectra FX can be found at <http://www.spectrafx.com/>.